



The Navigator

The Newsletter of Alamo Squadron

*The San Antonio chapter of the International Plastic Modelers' Society
A registered 501c-7*

March 2018



IPMS/USA Chapter of the Year:

1998-1999 & 2004-2005


IPMS/USA Regional Chapter of the Year: 2016

ModelFiesta 37

Show Report



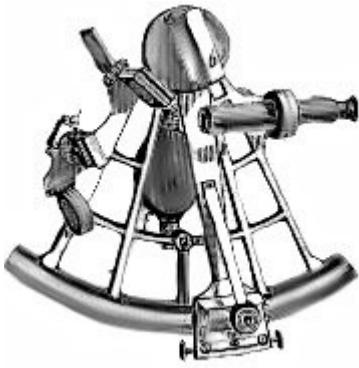
Alex DeLeon's Scratchbuilt Show Winner: "Double Trouble"



Dick Montgomery
Takes Us On A Trip
to the SWAMP!

**Alamo Squadron Represents at
Landa Library's Airplane Day**





President's Column

By Len Pilhofer

IPMS #49932



President's Message - March 2018

ModelFiesta 37 and IPMS/USA Region VI Convention was the most successful, in terms of numbers, ModelFiesta to date: **817 entries** submitted by **178 entrants**. Compare that to last year's numbers of 653 entries registered by 167 entrants you can see that we are on a definite positive glide-slope. This success is directly attributed to all the efforts of the members of Alamo Squadron. A huge shout-out to all those Alamo Squadron members who volunteered their time to work the general admission registration, door prize table, vendor coordination and support, seminar planners, awards design and procurement, and the team that assembled the winner's list and published the PDF of winners, place, and image of winning model on the club website.

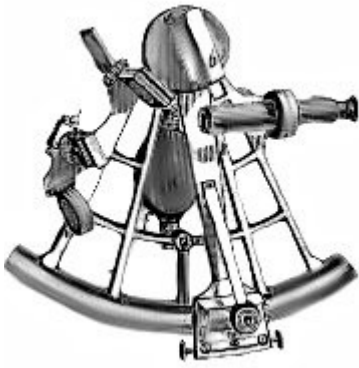
Thanks also to the judges, many of whom were from other IPMS chapters or modeling clubs. Even with the record number of entries Chris Lenehan, our Chief Judge, managed this crack team of volunteers and was able to get judging results in on-time to allow another crack team of volunteers, our data entry team led by Dick Montgomery, to get all the results tabulated and a slide show generated on time to present at the awards ceremony, which also, allow me to brag on behalf of the team, started on-time as well. Your expertise and time are very much appreciated. I wish to challenge each of you to think about what the club can do to improve future ModelFiestas starting with next year's show, ModelFiesta 38 tentatively scheduled for Saturday, 16 February 2019 at the San Antonio Event Center.

As successful as ModelFiesta 37 was, it is time for the club to move to some other upcoming business.

March marks the beginning of our election cycle. Nominations for President, Vice President, and Treasurer will be solicited at the March meeting. One can self-nominate, or members can nominate others for office. Please be aware that before you nominate someone for office, you should check with that person to make sure they will accept the nomination. There are some Constitutional issues regarding nominations and elections, and the requirements for those who nominate and those who seek office, but we will address those issues at the March meeting.

March is also the start of the IPMS awards season (the start for Alamo Squadron, that is) where the club documents all of our successes from the previous year and submits to Region VI coordinator Sean Glaspell for evaluation, hopefully collecting some wins, and to compete with chapters from across the country for recognition at the IPMS/USA National Convention. Myself and Dana Mathes will be working on write-ups that document our club's goings-on to compete for Chapter of the Year as well as the Newsletter and Website of the Year categories.

Finally, the IPMS/USA National Convention bid is going along and gaining momentum as the team continues to add details to the bid. Members of Alamo Squadron along with members from Houston, Austin, Texas Hill Country, and Central Texas are in negotiations with Embassy Suites of San Marcos for the dates 29 July – 1 August 2020. The bid will be presented on August 3rd at IPMS/USA National Convention in Phoenix and we will hopefully know on August 4th if Texas will indeed host the 2020 Nats. A reminder that hotel registration for the Phoenix IPMS/USA Nationals scheduled for 1-4 Aug 2018 is still open...book your room(s) soon!



Club Announcements

Kit of the Month

During the January meeting the new “Kit of the Month” program was rolled out. Each month a member will bring one of their recent acquisitions and open it to let others peek inside the box. With a few brief comments and few questions answered, we will get to know what’s in the box and if we will rush home to order a copy. When you are ready to present, contact and coordinate with Craig Gregory; 541-377-188, craig.jonathan.gregory@gmail.com.

Bachelor Build Nights

The focus of these gatherings is to build models as well as comradery with a secondary goal of watching, discussing, and learning different techniques. There will be no official club business at these meetings; only modelers sitting with their kit, building it, and talking about any topic you desire. Each build night will run from 5-9 PM.

All dates fall on a Thursday night. If you wish to host a BBN please let Len or Craig know and we can add to the dates listed here. Build night dates for the rest of 2018 are as follows:

8 Mar @ Craig's	22 Mar @ Len's
12 Apr @ Craig's	26 Apr @ Len's
no BBN	24 May @ Len's
14 Jun @ Craig's	28 Jun @ Len's

Monthly Contest Schedule

The internal club contest schedule for the rest of the Alamo Squadron year (up through the next elections) are as follows:

Mar	Open
Apr	Open
May	Star Wars
June	Open
July	Open
August	The Color White
September	Open
October	Open

Web Page Bios

This is a way for members to learn a little bit of modeling-related information of their club mates in order to facilitate the sharing of knowledge and techniques in modeling genres and areas. In no way is this mandatory and only if you wish to share your info with other club members should you participate. Be aware that whatever we post on the webpage is public to the world...there are no security controls on our website. If you wish to have your bio published please reach out to Len at president@alamosquadron.com. Here is a link to the bios already on the site: alamosquadron.com/members.html.

Club Elections

April is the month for annual club elections. We will be electing a President, Vice President, and Treasurer. All 3 incumbents are not limited by term limits (yet) but anyone wishing to run may do. They may self nominate or be nominated by a fellow club member. Be sure to review the rules governing elections in the club Constitution and Bylaws posted to the Alamo Squadron website.





Club Announcements

2017-18 Model Building Summit Award

The end of the 2nd Annual Model Building Summit Award ends with the 2018 March meeting. Here are the final counts:

Builder Name	#Completed
Rob Booth	5
Paul Blackmon	1
Michael Buckley	15
Jerry Escobeno	1
Lee Forbes	3
Craig Gregory	6
Michael C. Holsen	19
John Kress	3
Dana Mathes	8
Devon McCollough	1
Dick Montgomery	8
Peter Ortensie	1
Len Pilhofer	15
Jerry Reyes	1
Herb Scranton	6
Marc Smith	1
Ronald Steward	3
Charles Stone	3
Eric Syverson	2

Upcoming ABC Class

Learn Plastic Modeling Adult Building Course

IPMS/USA Alamo Squadron hosts the Spring 2018 ABC class. The Adult Building Course teaches basic plastic modeling skills and techniques through demonstrations while participants build the course project.




Spring 2018 Project - Revell's Imperial Star Destroyer

This ABC series will emphasize airbrushing. During the 4 week course, participants will build Revell's Imperial Star Destroyer, correct a few kit flaws and use an airbrush to paint the model and highlight surface detail.


Dates: Saturday's March 3rd, 10th, 17th and 24th
Time: 10:30am thru 12:30pm
Location: Hobbytown USA, 2501 NW Loop 410
Web Site: AlamoSquadron.com/build-class.html

ABC Coordinator:
 Craig Gregory
LearnModelling@AlamoSquadron.com
 541-377-1888



Club Announcements

February Club Contest Results - Marines In Memory of Cpl Alex Benavidez, USMC



First Place: Henry Nunez
Charge! Pvt 4th Marine Div



Second Place: Charles Stone
Etendard & F-8 Crusader



Third Place: Len Pilhofer
MV-22 Osprey



Kit of the Month

Presented by Len Pilhofer

IPMS #49932



Each month a club member pops the box open of a recent kit on the market and gives it a quick review.

What can I say? I have a thing for German armor...especially that of the Second World War. In many ways German armor was ahead of its time in engineering and the lines, to me, just look right on almost all their equipment. These lines translate even to the modern day (IMHO) in the cars we see on the road coming out of Germany. The Panther tank was one of those designs that still looks good today.

The Panther was born out of necessity. When Germany invaded Russia it had surprisingly poor intelligence on the state of Russian armor. German forces came upon the T-34 and later the KV-1. Both pieces surprised the German General Staff so much that they immediately started rethinking how to design their own armor. Up to that point the Panzer IV, a very capable medium tank, was not up to the challenge of the T-34 and KV-1 in great numbers...Germany had to roll out something new: The Panther, as well as the bigger Tiger 1, were what Germany answered with to this challenge on the battlefield.

There have been many—and I mean MANY—Panther kits released over the years. This is a popular subject. So, why should you buy this kit? If you are a fan of German armor like me, you will be very happy with the engineering and the fit that this kit delivers. If you are looking to up your modeling Zen...the state of euphoria that one gets when a build goes as planned...then this is the Panther for you. There are several reviews out there on this kit and they are all thumbs-up for what Meng has delivered here. Watch out, Tamiya and Dragon, competition is good for us, the scale modeler. I will provide an in-depth kit review as well as the kit itself to be inspected by club members at the March meeting.



**Subject: German Medium Tank
Sd.Kfz. 171 Panther Ausf A. Late**

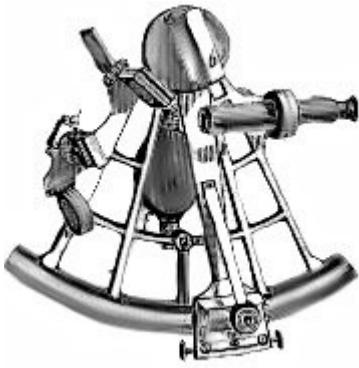
Manufacturer: Meng Models

Product / Stock #: MNGTS035

Scale: 1/35

List Price: \$56.99


Web Site: <http://www.meng-model.com/new.php?id=735>




Cover Story

ModelFiesta 37 Show Report

by Len Pilhofer
Photos by Dylan Pilhofer



Alamo Squadron proudly hosted a record breaker on February 17th. ModelFiesta 37 was the largest Alamo Squadron show to date. With **817 entries** entered by **178** different entrants it was, to say the least, a very busy day. ModelFiesta was also billed as the 2018 IPMS/USA Region VI Convention and no doubt this brought out more modelers from across the region than a show normally would. A big thanks for Sean Glaspell, Region VI Coordinator for attending our show as well as giving a state of the region briefing to all in attendance. Also big thanks go out to all the Alamo Squadron members who helped set the stage for such a record breaker. Also thanks to the many vendors who helped fill our record breaking 147 vendor tables and final thank you to all who attended. Without you the ModelFiesta would not be what it is today. What follows is a VERY BRIEF pictorial of the show. With 817 entries there is no way we can fit the whole show in the Navigator. All the show pics will be uploaded to IPMS/USA's website in the very near future.



AV-8B Harrier II Plus "KD-20"

By Richard B. Kern
Magnolia, TX





Cover Story

ModelFiesta 37

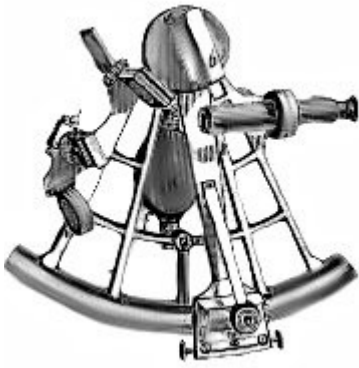
Advanced Guard
By Ben Morton
San Marcos, TX



**MiG Killing A-1
Skyraider**
By Brandon Stewart
Kingsville, TX




PBR MKII
By Dana Mathes
Boerne, TX



Cover Story

ModelFiesta 37



The Thing
Hand Sculpted By Steven Coffey
Austin, TX



66 Chevy Suburban
By Ray Figueroa
Bastrop, TX



Russian Manorial Cavalry
By Kevin DeLashmint
Round Rock, TX



J8Mi "Shusui"
By Michael Boudreaux
Cedar Park, TX



Cover Story

ModelFiesta 37

Marder III
By Richard B. Kern
Magnolia, TX



Trophy of War
By David Hogue
The Woodlands, TX

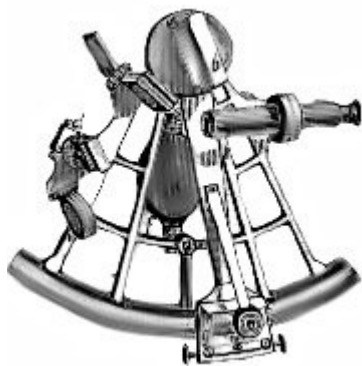


The Quiet Wolf
Keith Townsend
Manchaca TX



Tamiya Tiger
By Douglas Cohen
Roanoke, TX





Cover Story

ModelFiesta 37



HALO Master Chief
By Mike Holsen
San Antonio, TX



GN-01 Gundam Exia
By Juan Gerardo Garza Perez
Cuahtémoc, Nueva Leon, Mexico



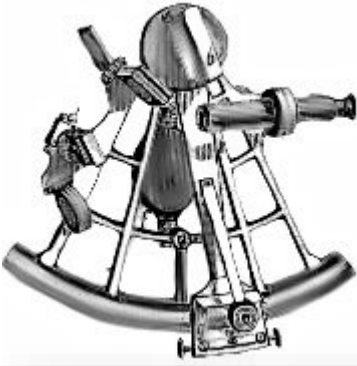
Star Wars AT-ST
By Gerardo Maistierriena
Torreon Coahuila, Mexico



P-38 "Yippee"
By Toby Nelson
Ft Worth, TX

Cover Story

ModelFiesta 37



F-35A
By Frank Villareal
San Antonio, TX



USS Arizona
By Tom Moon
Houston, TX



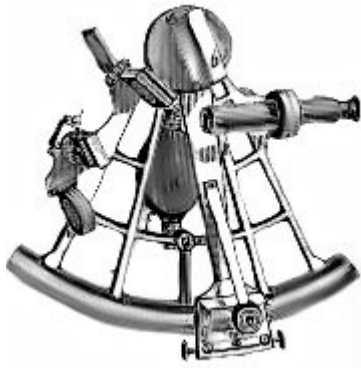
Orc Boar Riders
By Zachary Burger
New Braunfels, TX



Corpsman Up!
By James O'Leary
Weatherford, TX

Cover Story

ModelFiesta 37



MATV MRAP
By Alexander Hague
Houston, TX



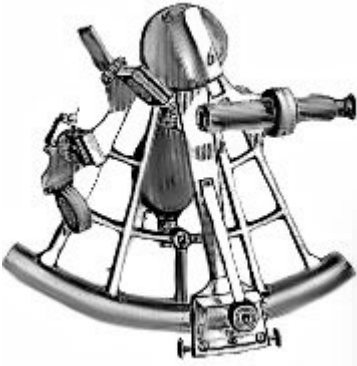
"Miles and Miles and Miles"
Rick Jackson
Moore, OK




Sea Vixen FAW.2
By Jonathan Roseland
San Antonio, TX

Cover Story

ModelFiesta 37




MD500 IDF 203
By Richard B. Kern
Magnolia, TX



2013 Mustang
By Jesus Gonzales
Monterrey, Mexico



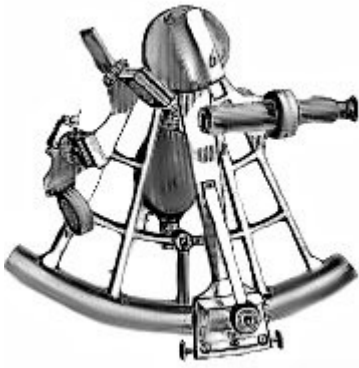
Tokyo School Bus
By Bob Bethea
Austin, TX



F-8 Crusader
By Charles Stone
San Antonio, TX



Theme Award Winner: Oldies But Goodies



Cover Story

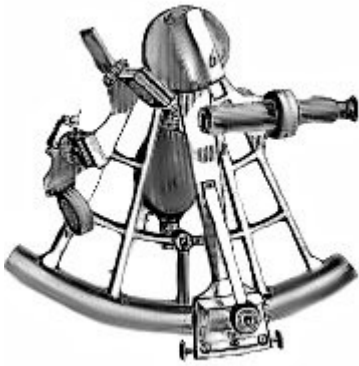
ModelFiesta 37



Alex DeLeon of Carrizo Springs, TX holds his Best of Show Trophy.

Photo by Jerry Escobedo

Feature Story



MODEL DISPLAY AT LANDA PUBLIC LIBRARY

Story Lee Forbes IPMS# 2297



In mid-January our President, Len Pilhofer, was contacted by the Head Librarian at the Landa Public Library at 233 Bushnell Street here in San Antonio, asking if Alamo Squadron members could set up a model airplane display at the Library on Saturday, February 10, from 2:00 - 4:00 P.M. The site of the Landa Library was chosen by District 1 Councilman, Roberto Trevino, to celebrate the Mayor's Book Club, "Our Family Reads." Councilman Trevino selected "Airplanes" as the theme for the event. The Mayor and other dignitaries were expected to attend along with, an ensemble from the Air Force Band of the West, a docent from the Texas Air Museum at Stinson Airport, and pilots from JBASA-Randolph as guest readers for a children's story time. Len responded by telling the Librarian that the time presented a conflict because the ModelFiesta 37 Planning Team was having a final planning event that afternoon at the San Antonio Event Center, but would get back with her if other Club members were available to set up the requested display.

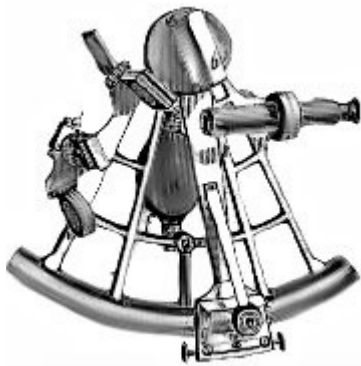
Len asked me if I'd lead the project since I've put on a "few" such displays during my lengthy plastic modeling hobby. On February 6, I met with the Librarian,



Landa Public Library



Ms. Karen Sebesta, to check out the site and to learn more about what her expectations were. The Landa Public Library was built in 1929 and was beautifully landscaped, but was limited on parking space. She wanted the display to be setup in the main lobby area in a space about 20' X 30' with the checkout and return counter right behind the requested display. In addition, the Air Force Band ensemble would be set up directly in front of us separated by about a six foot walkway for library users. Not exactly an ideal situation, but doable. She told me that since we would be using City of San Antonio Property that we (me representing Alamo Squadron) would be required to submit a "no-fee" Personal Service Agreement (PSA) between the San Antonio Library and me. Since I had to leave the event earlier at 3:00 P.M. the PSA was modified to read from: 1:00 -4:00 P.M. FYI sans all



Feature Story

MODEL DISPLAY AT LANDA PUBLIC LIBRARY



The Alamo Squadron Display Table

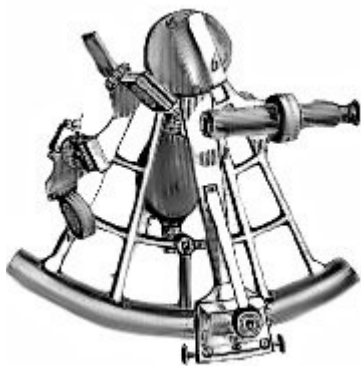
of the “Boiler Plate” on the PSA , the following is a direct quote of the “services” that I (on behalf of Alamo Squadron) was to perform QUOTE.....Will: Provide a display of completed plastic aircraft models in various scales and finishes to illustrate the breadth and scope of the hobby of plastic model building, and a discussion of the tools and materials necessary to build model aircraft. The program is designed to complement the theme of “Airplanes” selected by District 1 Councilman, Robert Trevino, to support the Mayor’s Book Club, “Our Family Reads.” The undersigned will be assisted by 3-4 other members of Alamo Squadron. Some will remain after I depart at 3:00 P.M. INQUOTE. The PSA was submitted on February 6 after our February 1 Club meeting where we discussed this requested display and Vincent Benavides, John Kress, Marc Smith, and Charles Stone all volunteered to help with the project. I sent them an e-mail with details of the display, how to get there, suggested model subjects to display, reference materials that might want to bring, etc.

On the day of the event, I arrived around 12:30 P.M. to set up and was pleased to see that Charles and Vin-

cent had already arrived and that the Library had set up our tables and covered them in colorful plastic. I brought my 1/72 scale “small” air force of WWI, WWII, and one modern jet, plus modelling tools, references, after market decals, sample paints, etc. Charles brought 1/48 scale modern jets and some WWII allied and enemy fighters. Vincent brought some unbuilt model kits to show people what we start with and some finished space craft. When John Kress arrived he brought a 1/48, J-4 Piper Cub observation aircraft and a 1/144 scale “WIP” kit of a DC-4. Marc was the last to arrive and he and his wife, Joann, brought a “huge” 1/16 scale of Chuck Yeager’s orange painted X-1. People started coming in around 1:00 P.M. and lasted until the event started to wind down around 3:30 P.M. The Mayor, The Honorable Ron Nirenberg, and Councilman Roberto Trevino arrived a little before the opening ceremonies at 2:00 P.M. We all got to talk with both of them informally and learned that both had built plastic models in their



Alamo Sq members Marc Smith, Charles Stone, Vincent Benavidez, Lee Forbes, and John Kress pose with San Antonio District One Councilman Roberto Trevino.



Feature Story

MODEL DISPLAY AT LANDA PUBLIC LIBRARY

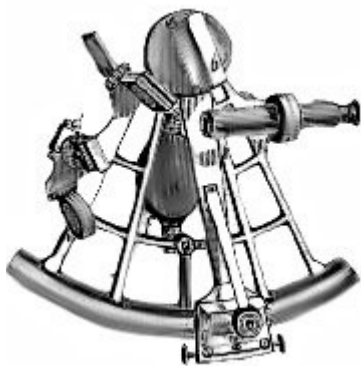


San Antonio Mayor Ron Nirenberg checks out Marc Smith's Bell X-1

youth and were very complimentary of our display. Marc learned that both he and the Mayor were graduates of Trinity University with Marc graduating in 1986, and the Mayor in 1999. The Mayor was even photographed with Marc while holding Marc's X-1. I learned that Councilman Trevino was a private pilot and owned a "souped up" Cessna 182 with a 520 HP engine that was hangered at a private airport in my neighborhood. All in all we probably had 100 or more people look at our display throughout the event. As far as I know no one lost or had damage to any of their models. I only had one Mom pick up one of my models, but luckily no harm came to it. Our Hostess, Ms. Karen Sebesta, invited us all to their on-scene hospitality room for refreshments and complimentary beverages. And of course as gracious guests we took advantage of the invitation. It was a little loud when the Air Force ensemble, seated six feet from us, played

their planned repertoire. It was the first time I'd ever heard our National Anthem played with mostly reed and string instruments. As I was getting ready to leave fellow Alamo Squadron member, Ken Paynter, walked in and was surprised to see the rest of us there. We were equally surprised to learn that he was the invited docent, from the Texas Air Museum at Stinson Field, so Alamo Squadron scored a "two-fer" that day!

A few days after the event, I sent an e-mail to the Landa Library Head Librarian, Ms. Karen Sebesta, thanking her for in making the arrangements for our display tables and her gracious invitation for all of us to participate in the hospitality room she had set up or all of the event's participants. I told her that I'd like her to pass on my compliments to the individual who had brought the peanut butter cookies because were the best I'd ever tasted. Later she responded that she had baked all of the cookies and that her hobby was baking. She also said that she'd received a number of favorable comments about our model display and that she thought the models were the biggest success of the event. The event provided us with an opportunity to celebrate the hobby of building plastic models, and to promote the many activities of Alamo Squadron and IPMS/USA. A special thanks goes to Vincent, John, Charles, and Marc for their contributions to the display. It was a total team effort and made the Club look good in the eyes of the San Antonio Community. Oh, one last thing. You might be wondering as I was, how Ms. Sebesta contacted our Alamo Squadron President, Len Pilhofer, in the first place. So I asked her. She said that she used to live in the Jefferson Heights area of San Antonio and she recalled a hobby shop in the area by the name of Dibbles. On a hunch she called them and they suggested she contact us, and as they say, the rest is history. Thank you Dibbles for your timely referral!



Feature Story

IPMS/SWAMP CALMEX 32 Report

Story and photos by Dick Montgomery

IPMS # 14003



IPMS/SWAMP hosted its 32nd annual CALMEX event, on Jan 28, 2018. As in past years, CALMEX was the inaugural event for shows in IPMS Region 6. And, as in past years, the event was a success. For this event, the theme was “An Army Marches on its stomach.”, an interesting choice not limited just to Army or military subjects.

My decision to attend depended on a number of factors, none of which I controlled, but all the factors in play lined up and I was able to hit the road on Saturday, heading for the contest, which was held on a Sunday.

The trip can be made in about 6 hours, or even less, if one does not stop to tend to the usual issues. The first half of the trip, along Interstate 10, between San Antonio and Houston went by with few issues, but the weather seemed reluctant to cooperate. A mist hung in the air for most of that leg of the trip, turning into light rain from time to time. Even when one left the rain behind it was still necessary to run the wipers. The traffic caused the moisture on the road to rise and form a very visible “tube” of moisture that hung just above roadway. One could easily see that the fields and countryside through which the interstate ran were free of moisture hanging in the air, but above the lanes of the interstate, there was moisture, in some cases, approaching a rather thick fog.

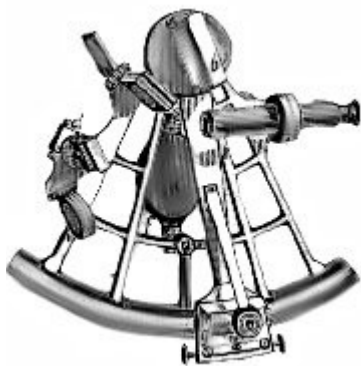
A very curious situation arose frequently. A yellow highway sign would contain a message that stated, “Right Lane Ends Ahead”. I thought that this warning was a rather confusing message for a sign on an interstate, making a judgement call as to the “rightness” of a lane. And it put all the travelers into a philosophical dilemma. If the “right” lane was closed, then, it ap-

peared that the only option was to drive in the “wrong” lane. This message about the “right or wrong” nature of a given lane cropped up repeatedly throughout the trip. I certainly don’t want to drive in the “wrong” lane but instructions were not provided so I, like the drivers nearby, made personal choices about being “right” or “wrong”. It’s a mystery.

Houston is always a joy through which to drive on I-10. It’s interesting to watch the spacing between cars dwindle down to about the same length as the cars on either end of that space, and at the same time, the speed at which the “pack” is moving does not slow to match the shorter span of the spacing. At one point the fine gentleman behind me was so close that I could not see the hood of his car in my rear-view mirror, and, in fact, could only see the upper half of his windshield. But I’m sure that he knew what he was doing, after all, he was indicating to me and other drivers, with his hand and finger, that he was the # 1 driver on the road. Houston traffic begins to pile up about 25 miles west of Houston and begins to thin out about 25 miles east of Houston. That 50-mile span took about 90 minutes.

The weather had dried a bit by the time I reached the east side of Houston, and by the time I had reached





Feature Story

IPMS/SWAMP CALMEX 32 Report

Baytown and then Anahuac (for those that don't speak Texan, that is pronounced, "Anna-whack") it had dried out sufficiently for a detour. I was in no hurry to arrive in Lake Charles, and had no passengers riding with me, so I thought that if the weather was decent, I would exit I-10 at Winnie, and drive through Port Arthur, taking Hiway 82 to the south of Port Arthur, then crossing the Sabine river and enter Louisiana on the coast. Along Hiway 82, one crosses the Sabine river on a rather spectacular bridge. Just the other side of the bridge is "Riverfront Park". There were some ra-



ther large cargo ships going upstream, into the Port of Port Arthur. (yeah, it's a bit redundant). I spent time there, along the river's edge photographing some of the boat traffic and taking some videos. I was very impressed with the pilots navigating those vessels. They were moving forward at an estimated 10 to 15 miles an hour and you know they could not stop in a short distance. They really know what they're doing.

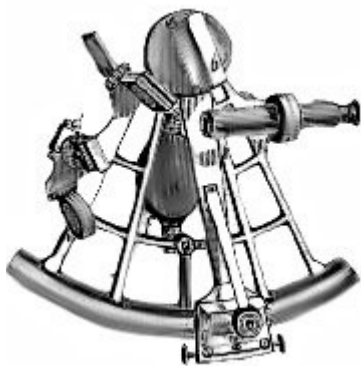
Getting back on the road, Hiway 82 turns eastward, and one drives along a narrowing peninsula just wide enough for the road and some awesome homes along the "Sabine Lake" side of the roadway. That peninsula

is the last bit of Texas one drives upon before crossing the Sabine Lake at the southern end, and crossing into Louisiana at the middle of the bridge. I chose this stretch of road to drive, as opposed to I-10, knowing the traffic would be almost nothing, while the speed limit kept to the 75mph limit on I-10. Hiway 82 takes one to Holly Beach, about 25 miles away, and half of that distance finds one within a half mile of the beach, or, for the last 5 miles directly next to the beach. During that 25 mile drive I saw 5 cars heading west and only one car going east. That makes for a very pleasant drive.

I again put on my tourist hat and chose two of the gravel roads that connected Hiway 82 to the beach. After a little walking along a beach with no footprints but my own, and taking some pics, I climbed back the truck and turned north when I reached Holly Beach. A half hour later, I connected up with I-10 in Sulphur, Louisiana. It is a very short drive along I-10 from Sulphur into Lake Charles and the La Quinta.

One of my usual stops when in Lake Charles is the Isle de Capri Casino. I usually drop a couple of quar-





Feature Story

IPMS/SWAMP CALMEX 32 Report

ters in a slot machine but did not gamble on this trip. Some people were playing for big money, some were playing the nickel slots, and most were not winning. Oh well. From the Casino, one can look across Lake Charles (for which the city is named) and get a good view of the Convention Center, which was the site of the contest.

On Sunday morning another group of modelers was already eating breakfast at the La Quinta when I walked into the food service area. We chatted a bit, and then everyone loaded up and drove over the I-10 bridge into Lake Charles. From La Quinta to the Convention site was a very short drive of about 5 minutes.

The SWAMP crew already had the doors open and a short line had already formed at the registration table. Having my contest documentation already filled out, my wait in line was less than a minute, and into the contest/vendor area I went. Models were already on the tables and there were participants already walking out the door, with bags in hand, to go store their just-purchased “stash additions” in their vehicles.

I purchased a set of door prize tickets and place them all in the “Miscellaneous” box rather than the “Aircraft”, “Armor”, etc. boxes. I was hoping to score by winning a chance to claim one of Kenny Loup’s mirror bases. Kenny etched the bases with the outlines of various national markings for aircraft and the bases looked awesome! I had no luck and watched as other luck ticket holders claimed all of the bases rather quickly.

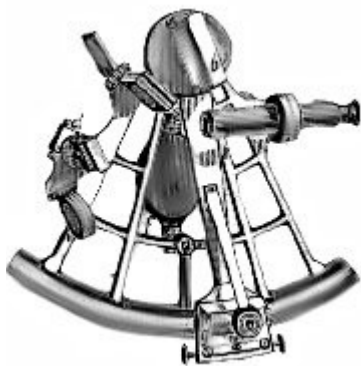
Having been invited to serve as the Head Judge for a set of categories, I spent a little time surveying the models that my judging team would be reviewing, and there were some awesome entries, making the Judging difficult, but then that is the norm for most Region 6

contests. The Judging teams finished their

Bob Bethea and Henry Nunez were asked to announce the Awards, both having voices that can “carry” for quite a distance. From start to finish, the Awards Ceremony was concluded in about 40 to 45 minutes. Alamo Squadron did well, especially considering only two members were there in person, and a third was entered by proxy.

I took six awards, with Henry taking five, and then a sixth by partnering with Bob Bethea in the Group Build Category. Dana Mathes scored two awards. All three Alamo Squadron members came home with at least 1 First Place Award. Dana’s LSSC Gun Boat received the highest award of those listed below with a “Best in Ships” win.





Feature Story

IPMS/SWAMP CALMEX 32 Report

Listed, here, are the builders and their awards:

Dick Montgomery

2nd in Spacecraft and Rockets –Mercury Atlas- 1/72nd scale by Horizon Model

3rd in spacecraft and Rockets- Trace Satellite (paper model)

3rd Split Category for 1/48th WWII Single Engine In-line Aircraft – P-40E by ARII

3rd in Civil Aircraft- MD-80 in Minicraft

3rd in Powered Ships smaller than 1/401st – USS South Dakota in 1/2000th

1st OOB Aircraft ASAE- Se-5a Scout Viper Variant by Eduard in 1/48th scale

Henry Nunez

2nd Historic Figures, 74mm & Smaller – German Officer

1st Historic Figures, 74mm & Smaller- German Soldier

2nd Historic Figures, 75 Larger- SS Schutze

1st Historic Figures, 75 Larger- Japanese Army Sergeant

3rd Vignette, “Plan the Ambush”

Henry and Bob Bethea

1st Group Build- “Prize Catch”

Dana Mathes

2nd Closed Top AFV’s (split “Green”) – Cromwell

1st Powered Surface 1/400th and Larger – LSSC Gun boat in a Split Category

Best Ship - LSSC Gun boat

The trip to the Lake Charles area is short and, with some detours, very scenic. IPMS SWAMP members are beyond cordial and helpful. The Gumbo served in



the contest area is home made and absolutely outstanding. The event is well planned and executed, and the vendor area always has some excellent items for sale. Thanks very much to Bob Leishman and Lester Robertson for their leadership, as well as the club members and family members who made CALMEX 32 a great experience!





About Alamo Squadron

Executive Board 2017-2018



President:
Len Pilhofer
IPMS #49932
president@alamosquadron.com



Vice-President
Herb Scranton III
IPMS #48314
vp@alamosquadron.com



Treasurer:
Dana Mathes
IPMS #43781
sec-treas@alamosquadron.com

IPMS/USA Alamo Squadron was founded on November 17th, 1977 in San Antonio, Texas, for the enjoyment of building scale models and the camaraderie of the members. It is a hobby-centered social organization which, at its core, is focused on scale modeling of all kinds. It is an excellent source of information for those who wish to enhance their modeling skills and improve their modeling techniques, and is open and inviting to visitors and guests. Dues are \$24.00 a year, due to the treasurer on September 1st of each year.

Alamo Squadron has been hosting ModelFiesta since 1981. Locations have included the Wonderland Mall, a Holiday Inn, the Seven Oaks Motel & Convention Center, the Live Oak Civic Center and the new location for 2013, the San Antonio Event Center.

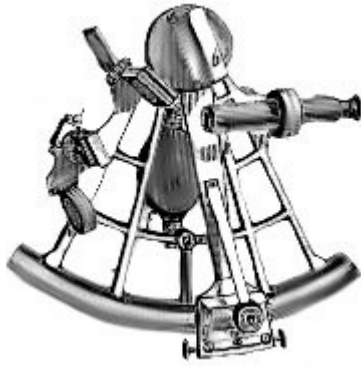


QR Code for our Web Site
Scan it with your cell phone's QR software to get to our web site!



QR Code for our Facebook Page
Scan it with your cell phone's QR software to get to our home on FB





Upcoming Events

IPMS Region 6

Next Meeting: Thursday, March 1st, 2018 at 7:00PM

Location: Northside Ford of San Antonio

March 3, 2018

MCMA Showdown 2018

Dr Pepper StarCenter

1400 South Pipeline Rd

Eules, TX 76040

http://www.themcma.net/Club_Contests.php




March 24, 2018

RiverCon VII 2018

620 Benton Rd

Bossier City, LA 7111

<http://www.ipmsredrivermodelers.org/>



April 7, 2018

Great South Tigerfest XXIV Scale Model Contest

St. Jeromes Knights of Columbus Hall

3310 Florida Ave, Kenner, LA 70064

<http://ipmsneworleans.wix.com/flyingtiger>



April 14, 2018

Tulsa Modelers Open Contest

Bixby Community Center

211 N. Cabaniss, Bixby, OK 74008

<https://www.tulsaipms.org/>



April 28, 2018

Modelmania

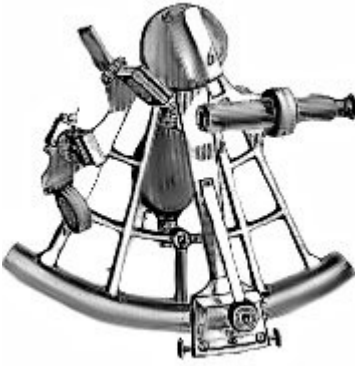
Stafford Centre

10505 Cash Rd, Stafford, TX

http://www.ipms-houston.org/?page_id=11



Final Words ...



<http://www.ipmsusa.org/>

IPMS/USA MEMBERSHIP FORM			
IPMS No.:	Name: _____		
Address:	If Renewing: _____		
City:	State:	Zip:	
Phone:	E-mail:		
Signature (required by PO): _____			
Type of Membership	<input type="checkbox"/> Adult, 1 Year: \$30	<input type="checkbox"/> Adult, 2 Years: \$58	<input type="checkbox"/> Adult, 3 Years: \$86
<input type="checkbox"/> Junior (Under 18 Years) \$17	<input type="checkbox"/> Family, 1 Year: \$35 (Adult + \$5, One Set Journals)		How Many Cards? _____
<input type="checkbox"/> Canada & Mexico: \$35	<input type="checkbox"/> Other / Foreign: \$38 (Surface) Checks must be drawn on a US bank or international money order		
Payment Method:	<input type="checkbox"/> Check <input type="checkbox"/> Money Order		
Chapter Affiliation, (if any): _____			
If Recommended by an IPMS Member, Please List His / Her Name and Member Number:			
Name:	IPMS No.:		
IPMS/USA		PO Box 56023	
Join or Renew Online at: www.ipmsusa.org		St. Petersburg, FL 33732-6023	


Alamo Squadron's newsletter, "The Navigator", is published monthly by IPMS/USA Alamo Squadron of San Antonio, for the enjoyment of the members of Alamo Squadron and its friends around the world. Articles, reviews, news items, and other hobby-related contributions are very welcome. Send text file, photos, and web sites as well as feedback to our editor, Craig Gregory: craig.jonathan.gregory@gmail.com

Support your Local Hobby Shops!

For models, paints, books, decals, tools and more!



Email: dibbleshobbies@gmail.com



<http://www.hillcountryhobby.com>



<https://www.hobbytown.com/san-antonio-tx/1108>