



March 2022

# The Navigator



The

Navigator

## Model Kit Organization

Also in this issue:  
**ModelFiesta Gallery  
Part 2**





# *OUR MONTHLY MEETING SPOT*

Meeting:  
Jordan Ford  
13010 N Interstate 35, San  
Antonio, TX 78233

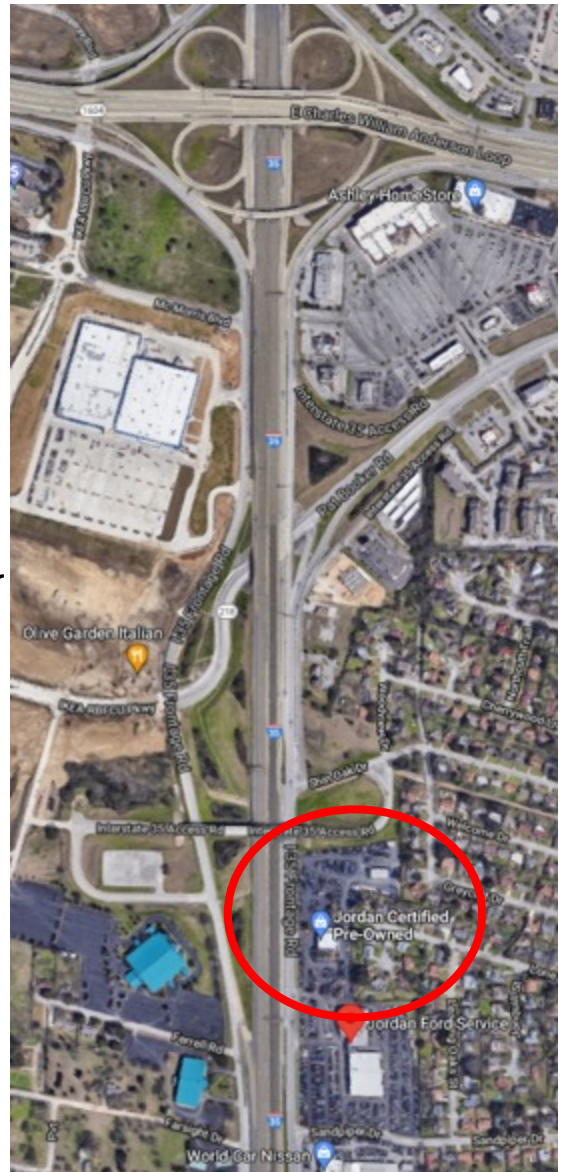
Date: Thursday,  
March 3, 2022

Time: 6:00 PM – 7:50 PM

Demonstration: Paint and Weather  
for Visual Impact by Stan Spooner

Model Contest Theme: Try  
Something New

Health Protocol: Masks Optional





# MEMBERS SHOWCASE

## February Club Contest winners:



1st - Keith Rule  
Auburn Speedster



2nd - Henry Nunes  
The Casualty List



3rd - Marc Smith  
Dick Tracy Craft



# LEADERSHIP THOUGHTS



How fast 2022 is moving along! Spring is coming. The weather is warming up and the birds are beginning to sing. I hope you are well and enjoying your modeling projects.

March means it is time to think about club leadership roles. The election of the 2022-2023 club officers will take place in April. So, we will be making nominations in the upcoming March meeting. The club has three officer positions: **President, Vice President, and Treasurer.**

These three positions constitute the club's Executive Board (E-Board). The term of service is one year, beginning in April. Officers are limited to three years of consecutive service before they must step out for at least one year before resuming service.

Please consider taking on a leadership position in our club and who you would nominate for these positions. Per the club's constitution, the criteria to be a club officer is as follows:

- The individual must be an active Adult or Life member of Alamo Squadron.

- The individual must display the ability and willingness to discharge the duties of the respective Executive Board position.

- The individual must be willing to be a member of IPMS/USA during the term of service.

- The individual must be an active model builder.

- The individual has been a paid member of Alamo Squadron for one year, paid by the time the term of office begins.

- Each officer shall be an Adult or Life member of the club living within a 150-mile radius of the Alamo Mission.

At the last month's meeting, we recognized **Eric Syverson** for having his article, "Perfection in its Place," published in the **IPMS/USA Journal**. I'd like to encourage you to contribute articles to our local **Navigator** newsletter, as well as the **Journal**. Take a moment and ponder how much you have benefitted from what others have shared in these publications. Telling the stories of your modeling journey is fun and it makes an important contribution to the modeling community. A Charles Dickens you need not be to write an article. Keep it simple. Photo(s) of a build and a sentence or two of description will suffice. Others can benefit from knowing about that technique or tool which has raised your game. As Eric did, you can give an opinion or describe your philosophy of modeling. Express yourself!

Our next meeting will be on **Thursday, March 3**. We are starting at 6:00 p.m. in order to make the meeting feel less rushed. Brett Scholten will continue the discussion regarding club shirts. Present your builds in the WIP discussion (*gong and all*). The Kit of the Month table will be open for business. Prior to the meeting, Lee Forbes will be available to review models per the IPMS/USA judging protocol. Stan Spooner will demonstrate how to "Paint and Weather for Visual Impact." Bring in that model that has taken you where you have never been before, because "Try Something New" is the monthly contest theme.

Come join us for a good time talking models,

Dana Mathes



# MODEL KIT ORGANIZATION

## BY JULIO A. CARO

Greetings from the styrene trenches, my fellow modelers! Today, I'm going to be discussing a topic that is not about model building per se, but I believe it's related to the hobby and perhaps may be interest to some of you. I have a stash of over a hundred plus model kits that I've been collecting over the past few years. Until just recently, I really never kept an accurate or formal inventory of what I had and often relied on memory to keep track of all of them. There were times I bought a kit only to later find out that I already had it! To make matters worse, I kept my stash of kits in various places throughout the house, something the wife didn't appreciate. About six months ago, I finally

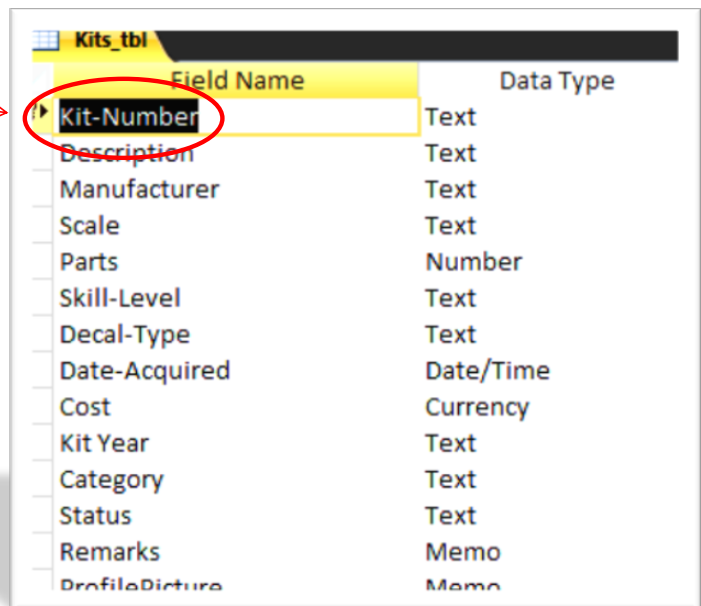
decided to get off my duff and organize my collection of "treasures". I had to find a way to keep all my kits in one place and also have a way to help me keep track of them. After some pondering, I decided my office would be the best place to house my stash. Unfortunately, I had no room in my office closet for the kits, so I ended up having to build something to keep them in. I decided a credenza-like piece would do nicely; it could store most of my kits and I could also use it as a display case to display some of my favorite builds. It took me about a month to build it and I must say it turned out pretty darn nice! Here are some pictures of it:





With the storage situation solved, I then focused on how I was going to catalog and keep track of my collection. I decided that for me, a database was the best and most practical way to go. I know a thing or two about computers, so I created a Microsoft Access database as my tool of choice. Since the data I'm entering isn't too complex and the number of records is relatively small, I opted to create a simple, single-table none-relatable database. It consists of 13 data fields and a look-up field used to display the kit's box art. Here is what the field structure looks like:

*I decided to use the **KIT-Number** field as my key field since most kit manufactures usually assign a unique number to identify each of the kits they produce.*



Field Name	Data Type
Kit-Number	Text
Description	Text
Manufacturer	Text
Scale	Text
Parts	Number
Skill-Level	Text
Decal-Type	Text
Date-Acquired	Date/Time
Cost	Currency
Kit Year	Text
Category	Text
Status	Text
Remarks	Memo
ProfilePicture	Memo





To be able to display the box art pictures, I had to first create them. I did this by taking digital photos of my kits' box art and/or by finding and downloading then from the web whenever possible. Next, I saved all the photos to a designated directory on my hard drive named "**KIT-Photos**" where the database could find the photos to display them. If you're a geek like me and would like to

know how I got the pictures to display in Microsoft Access, please refer to the following link:  
<https://www.youtube.com/watch?v=ZOTuvZCxRTg> .

I also created several function buttons to let me more easily navigate through each record and perform other functions. The following is a screen shot of one of the records in my database:

The screenshot shows a Microsoft Access form with the following fields and values:

Kit-Number:	03942	Decal-Type:	Waterslide (Kit)
Description:	Airbus A320neo (Lufthansa New Livery)	Date-Acquired:	12/5/2021
Manufacturer:	Revell	Cost:	\$27.95
Scale:	1/144	Kit Year:	2019
Parts:	38	Category:	Aircraft
Skill-Level:	3	Status:	Storage
Remarks:	Purchased at Dibbel's Hobbies, Inc., on 12/5/21.		
ProfilePicture:	F:\MY-FILES\FILES-FROM-HDD\H-DATA-DRIVE\My Documents\KIT-Photos\airbus-320neo-03942.jpg		
Box Art:			

On the right side of the form, there is a circular logo for the 'INTERNATIONAL PLASTIC MODELERS SOCIETY' and a set of navigation buttons (back, forward, search, etc.).

In closing, I had a blast working on this project. I also have a great sense of accomplishment in finally getting my model kit stash organized. But perhaps most important of all, the wife is much



happier! It's my sincere hope you found this article interesting and even useful in some way. As always, stay safe and happy modeling!

# Model Fiesta Gallery *Part 2*









# SHOW AND TELL



Keith Rule's demonstration

Jhn Kress' TA-4J  
Advanced Trainer



Jonathon Griffith's  
Porsche 911 Targa

Don Weaver's  
USS Saratoga



John Kress'  
Spruce Goose







# Club's E-Board 2021-2022 Information

**IPMS/USA Alamo Squadron:** The Club was founded in 1977 in San Antonio, Texas, for the enjoyment of building scale models and the camaraderie of the members.

The Alamo Squadron has been putting on ModelFiesta since 1981. Locations have included the Wonderland Mall, a Holiday Inn, the Seven Oaks Motel & Convention Center, the Live Oak Civic Center and the new location since 2013, the San Antonio Event Center.



[Alamo Squadron Facebook CLICK HERE](#)

President:  
Dana Mathes  
huskercat@gmail.com



Vice-President:  
Eric Syverson  
esyver@zoho.com



Treasurer:  
Christopher Settle  
csettle99x@yahoo.com



Editor:  
Gerardo "Jerry" Escobedo  
paperjerry3@gmail.com



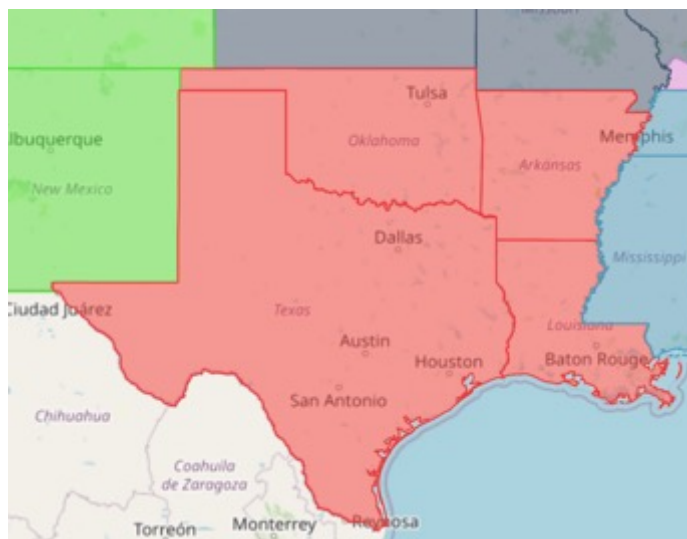


# IPMS Region 6

## Events

All-new hyperlinks! Click them all!

Date	Name	Location
March 5, 2022	<a href="#"><u>Showdown 2022</u></a>	Farmers Branch, Texas
March 19, 2022	<a href="#"><u>RiverCon XI 2022</u></a>	Shreveport, Louisiana
April 2, 2022	<a href="#"><u>Great South Tigerfest XXVII Scale Model Contest</u></a>	Kenner, Louisiana
April 9, 2022	<a href="#"><u>Tulsa Modelers' Forum Route 66 Model Expo</u></a>	Bixby, Oklahoma
April 30, 2022	<a href="#"><u>Modelmania 2022</u></a>	Stafford, Texas
May 21, 2022	<a href="#"><u>CALMEX 35</u></a>	Sulphur, Louisiana





The Alamo Squadron Newsletter is published monthly by IPMS/USA Alamo Squadron of San Antonio, Texas, for the information and enjoyment of the members of the Alamo Squadron and its friends around the world. Articles, reviews, news items, ads to buy, sell or trade, and other contributions are very welcome.

Send text file, photos and web sites to Jerry Escobedo: [paperjerry3@gmail.com](mailto:paperjerry3@gmail.com)

## IPMS Membership



### International Plastic Modelers' Society/USA Membership Application / Renewal Form

New ☐ Renewal ☐ IPMS #:

Name:

Address:

City:  State:

Zip Code:

Phone:  E-Mail:

Chapter Affiliation, if any:

<b>Junior</b> (17 years or younger)	\$17.00	<input type="text"/>	Date of Birth: <input type="text"/>
<b>Adult</b> One year	\$30.00	<input type="text"/>	
Two years	\$58.00	<input type="text"/>	
Three years	\$86.00	<input type="text"/>	
<b>Canada &amp; Mexico</b>	\$35.00	<input type="text"/>	
<b>Foreign</b> Surface	\$38.00	<input type="text"/>	

**Family** (1 set of Journals)  ← Adult fee + \$5.00 # of cards?

Your Signature:

If recommended by an IPMS member, please provide his/her:  
Name:  IPMS #:

**PAYMENT OPTIONS:**

Cash ☐ Amount:

Check ☐ Check #:  Amount:

Billing Address, if different than above -

Address:

City:  State:

Zip Code:

Applications should be printed and mailed to: IPMS/USA, PO Box 1411, Riverview, FL 33568-1411





## Support your Local Hobby Shops!

For models, paints, books, decals, tools and more!



[dibbleshobbies.com](http://dibbleshobbies.com)



[hillcountryhobby.com](http://hillcountryhobby.com)



[lionhearthobby.com](http://lionhearthobby.com)



<https://www.facebook.com/collectmoretoys>