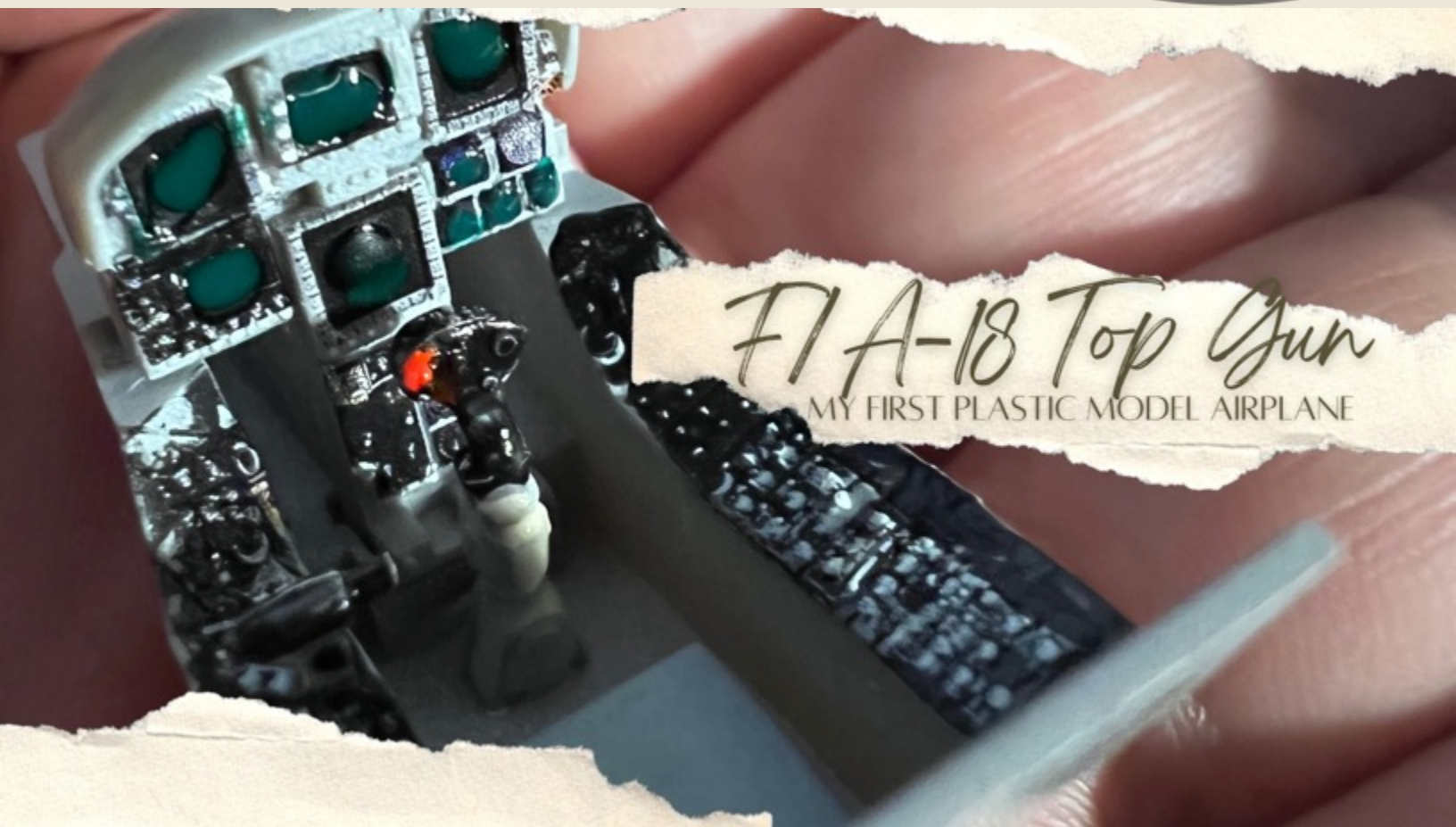




September 2022



Notions of a first timer
on a plastic model airplane

Our monthly meeting spot

Meeting:
Jordan Ford
13010 N Interstate 35,
San Antonio, TX 78233


Date: Thursday,
September 1, 2022

Time: 6:00 PM – 7:50 PM

Demonstration: "Armor
Weathering Techniques "
by Stan Spooner

Model Contest Theme:
"From a Photo"

Health Protocol: Masks
Optional



LEADERSHIP THOUGHTS

Your Executive Board (E-Board) continues to work on the priority items: safety, learning, the **ModelFiesta 41** contest, and support for the **2023 Nationals in San Marcos, TX**. Many folks in the club and in the community have recently been ill with the Covid virus. Our posture will continue to be optional masking. Please continue to take prudent health measures for the sake of your fellow club members.

There are three club business updates. Dues collection for the 2022-2023 year will begin at the September 1 meeting. Dues will remain at \$12 for the year and can be paid using cash (nothing larger than \$20 please), a check made out to Alamo Squadron of San Antonio, or by using a debit/credit card. Please see Don Weaver at the next meeting to pay. Secondly, our revised Constitution and Bylaws are now posted on the AlamoSquadron.com website. Finally, the monthly demonstration and club model contest schedule for the next year is now available on the club's website.

Preparations for ModelFiesta 41 are moving ahead. Due to the smaller area that we will have available for the contest room in 2023, we will be limiting contestants to **one entry per category**. In addition, we will close the contest room during judging to provide adequate room for the judges to perform their duties. Contest

categories for MF41 have now been reviewed and finalized. We have award sponsorships available for the Sci-Fi, Figures, and Armor classes. Please see me if you are interested in sponsoring a class. Detailed information about ModelFiesta 41 will soon be available at ModelFiesta.com. King's Hobby will be sponsoring events in support of our military veterans at the **Texas Military Forces Museum at Camp Mabry** in Austin on Monday, October 10 (12-4 p.m.) and Sunday, October 23 (12 p.m.-4 p.m.). There will be make and take models for children and military veterans. The museum has memorabilia from military deployments over the past two hundred years as well as a nice armor collection. Check their website by [clicking here](#). A flyer describing the events is provided below. Please join us at our next meeting on **Thursday, September 1 at 6:00 p.m.** Stan Spooner will be present "Armor Weathering Techniques."

"From a Photo" is the club contest theme. So, bring in a build along with the photo that inspired it. See you soon,

Dana Mathes



Monthly Contest



First Place:
Alpine Renault
from Tamiya
By David Auth



Second
Place:
M4 Early
from
Tamiya,
built by
Chris
McLain



Third
Place:
Mg-42
Crew, built
by Henry
Nunez



F1A-18 Top Gun

MY FIRST PLASTIC MODEL AIRPLANE



by Gerardo "Jerry"
Escobedo

Well... is not technically my first plastic model, but my first plastic model airplane. After 5 years of building Gundam (Gunpla) and Star Wars models, all from Bandai, building a plastic model airplane is a very "different animal".

Maybe for most of you the words you're about to read would come uneventful, but for me – a first timer, after 40 years since my last plastic model – it felt like flying! (Pun intended.)

I was introduced to scale models back in 1977, when my uncle (a Vietnam veteran helicopter pilot) gave me a Revell Corsair

F4U-1 in 1/32 scale. I was immediately hooked! Of course, I was 10 and didn't know how to paint or didn't know that there were tools to build it either; still, I built it, and it was a dream. After that I saved my "domingos" (weekly allowances), went to the store, which in that time they sold models in general stores; built them, played with them... and destroyed them in epic battles.



A copy of my very first scale model, owned by another member of the Alamo Squadron.

Then in 2004 I started to build paper models and didn't stop until 2017. My last paper model was the Heavy Metal band Iron Maiden Boeing 747 "Ed Force One" (the base for this model, the 747 British Airways in 1/144 scale, is still available free of charge by clicking on the image below). Then I went plastic with Gundam (or Gunpla) scale models.



*You can download this paper model for free.
Click on the image to go to the website.*

Don't get me wrong, building paper models are a league on their own, and super fun to build. You must take great care handling the paper (or most precisely, cardstock), holding it, scoring it and bending it. I might write an article on that someday, yeah.



Ed Force One paper model in 1/144

Being a member of IPMS clubs since 2006 - first with the great guys in El Paso, Texas; then in Monterrey, Mexico with the ARME guys; and lastly here at the Alamo Squadron - it always fascinated me how plastic models were built. Little by little I was enchanted by the plastic runners – or sprues -, by how they painted the models, and how they weathered them. In a talk I gave to the Alamo Squadron back in 2012, I told them “for me you guys are painters” – being able to paint in a 3-D surface was out of the extraordinary.

YouTube videos of people making art out of plastic models is my ASMR (Autonomous Sensory Meridian Response), especially when they open the cellophane bags (oh, that sound!) and show the model runners.



The Navigator September 2022

Then “Top Gun Maverick” was on the movie theaters, after 2 years of holding it back. And that... was... it! I run to get a model of that F/A-18, and I got the Revell in 1/48 scale.

And the cool thing is that it's fictional, so I don't have to be 100% accurate on... well... anything. Being my first plastic model, and a real/fictional aircraft, it would be my testbed for non-Gundam plastic models.

When I got the model, I didn't open it unceremoniously, no sir!

I got a place at home where to open it undisturbed... and with plenty of time... like they do in the YouTube videos. Feeling the box, the cellophane bags, open them, and then, getting the runners out. After that, I got to see the details of the parts, the engine, tires, fuselage (“oh, look, the fuselage comes already built! Unlike paper



models, where you HAVE to build the fuselage section by section”) ... the wings and the cockpit... and of course, the rivets. It was an experience on its own.

I understand that this is not the best plastic model out there, nor the most accurate, but again, I wouldn't spent hundred of dollars for my testbed model, would I?



*My copy of the Revell
F/A-18 Super Hornet in
1/48 scale*

The Navigator September 2022



The sprues... a sight to behold

Next month, I will give my impressions of the building of the model itself, and how I found it so different from Gunpla and from Paper Models, and even Star Wars Bandai models.

The first step in the painting process... priming





Life Membership Awards

On our last meeting, both Lee Washburn and Ron Booth were awarded with the Life Membership from the IPMS Alamo Squadron. Their background on supporting and acting for the IPMS was recognized with this award. Congratulations, friends!



Mr. Lee Washburn



Mr. Rob Booth

SHOW AND TELL



FRS1
Harriers by
Hasegawa
in 1/72
scale built
by Gary
Droubay





Region 6 Newsletter Award

Also on the last meeting, Gerardo "Jerry" Escobedo was recognized for his work on The Navigator newsletter. The Navigator is the winner of the Newsletter of the Year in Region 6.



Mr. Gerardo Escobedo

Demonstration



Demonstration:
"Riveting and Panel
Lines"
by Rob Booth

Check our Facebook
page, as videos of
the monthly
demonstrators are
going to be posted
there.




SHOW AND TELL



Chris McLain



David Auth



Gerardo Escobedo

SHOW AND TELL



Alan Larrumbide



Dana Mathes



Mark Verdi

SHOW AND TELL

Vince Hutson



Carl Alsup




Devon McCollough

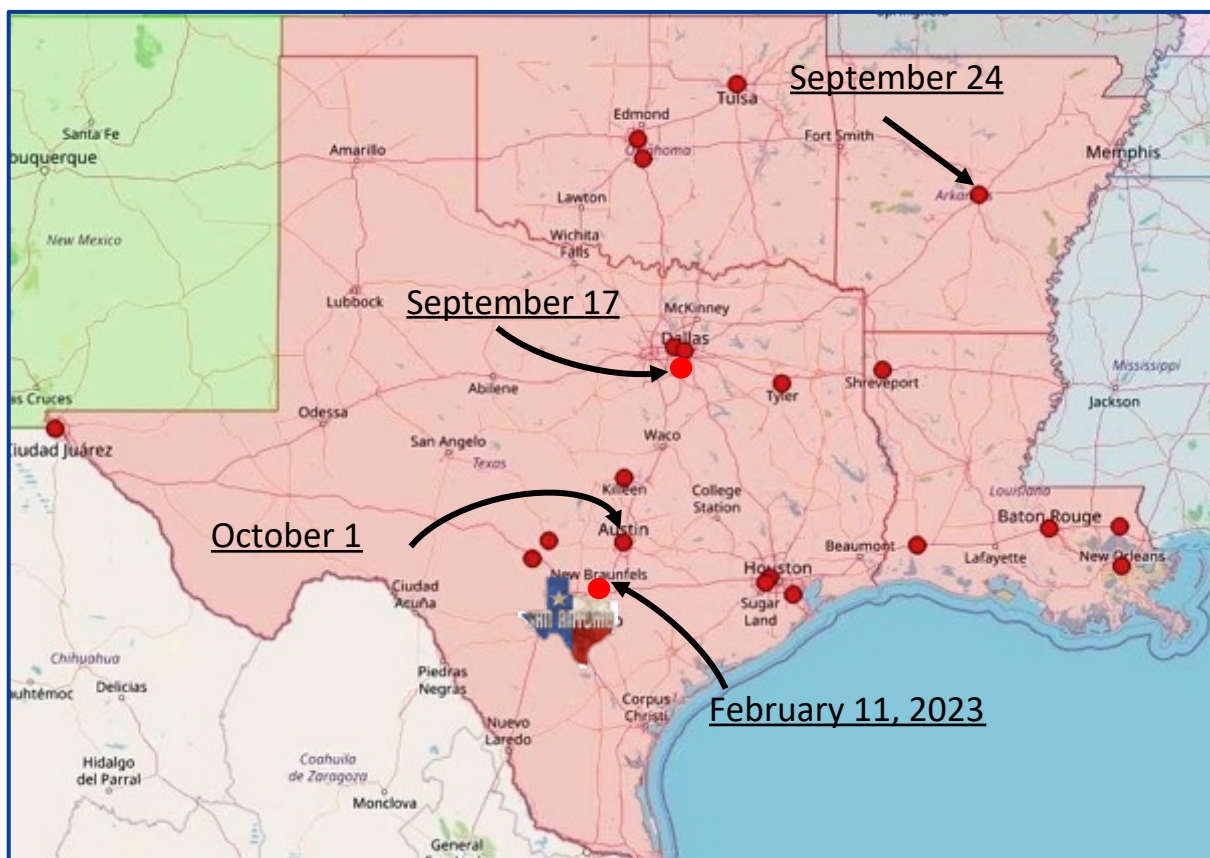


IPMS REGION 6

2022 EVENTS



Click on the date on the map to go to the event website!





The Alamo Squadron Newsletter is published monthly by IPMS/USA Alamo Squadron of San Antonio, Texas, for the information and enjoyment of the members of the Alamo Squadron and its friends around the world. Articles, reviews, news items, ads to buy, sell or trade, and other contributions are very welcome.

Send text file, photos and web sites to
Jerry Escobedo:
paperjerry3@gmail.com

www.ipmsusa.org



IPMS Membership



International Plastic Modelers' Society/USA Membership Application / Renewal Form

New ☐ Renewal ☐ IPMS #:

Name:

Address:

City: State:

Zip Code:

Phone: E-Mail:

Chapter Affiliation, if any:

Junior (17 years or younger) \$17.00 Date of Birth:

Adult One year \$30.00

Two years \$58.00

Three years \$86.00

Canada & Mexico \$35.00

Foreign Surface \$38.00

Family (1 set of Journals) ← Adult fee + \$5.00 # of cards?

Your Signature:

If recommended by an IPMS member, please provide his/her:

Name: IPMS #:

PAYMENT OPTIONS:

Cash ☐ Amount:

Check ☐ Check #: Amount:

Billing Address, if different than above -

Address:

City: State:

Zip Code:

Club's E-Board

2022-2023



IPMS/USA Alamo Squadron:

The Club was founded in 1977 in San Antonio, Texas, for the enjoyment of building scale models and the camaraderie of the members.

The Alamo Squadron has been putting on ModelFiesta since 1981. Locations have included the Wonderland Mall, a Holiday Inn, the Seven Oaks Motel & Convention Center, the Live Oak Civic Center, the San Antonio Event Center and the new location since 2022, the New Braunfels Convention Center.



[Alamo Squadron](#)

President:
Dana Mathes
huskercat@gmail.com



Vice-President:
Devon McCollough
dmccollough@outlook.com



Treasurer:
Don Weaver
dweaver78250@gmail.com



Editor:
Gerardo "Jerry" Escobedo
paperjerry3@gmail.com



Support your Local Hobby Shops!

For models, paints, books, decals, tools and more!
Click on the business cards to go to the respective webpage.

DIBBLE'S HOBBIES

